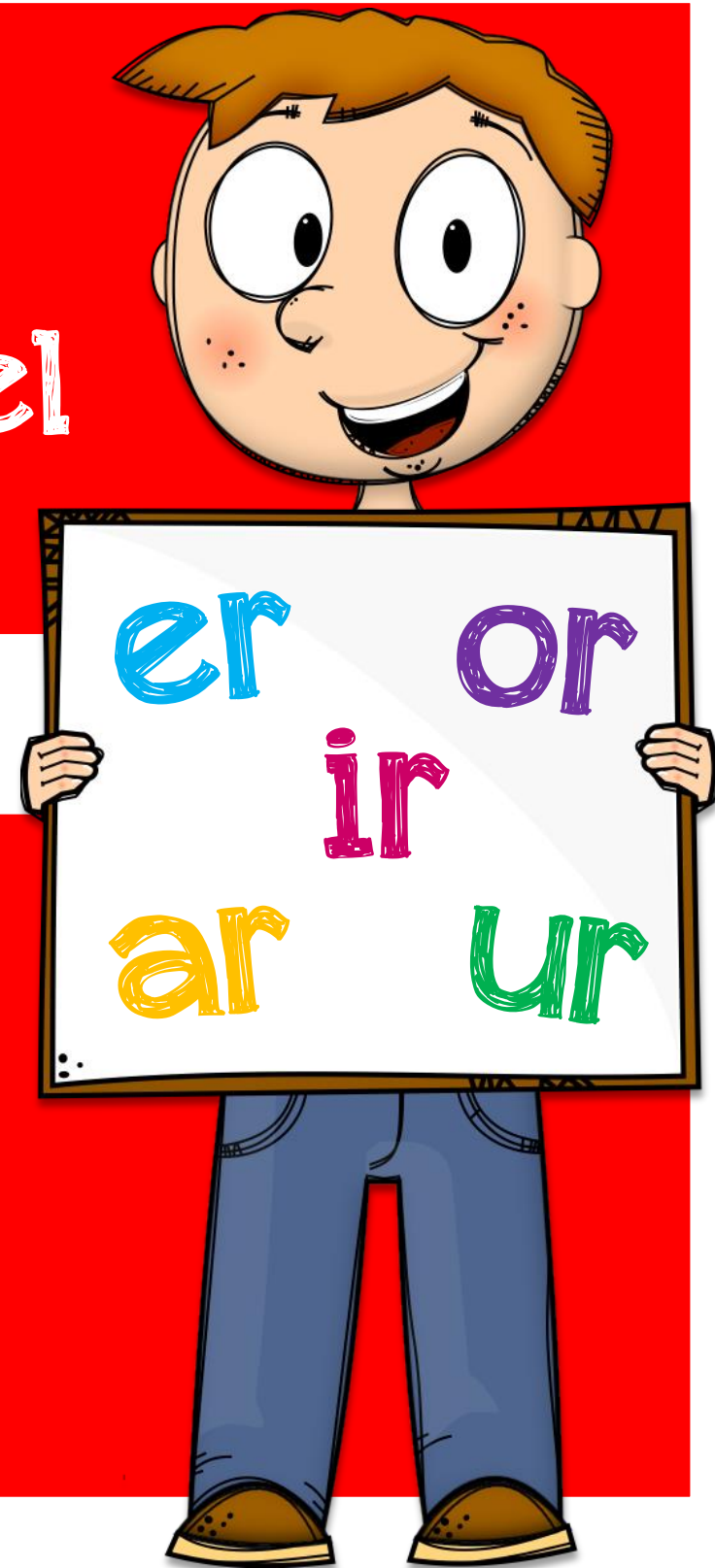


R-Controlled Vowel

run


Phonics Activities for 1st/2nd grade




Read & Draw

Decode the following words & draw a picture.


Name _____




star



corn




car




skirt




flower



church



purse



bird

Choose one of the words above and write a sentence.

Fill it in!

Look at the picture and decide which r-controlled vowel goes in the blank.

Name _____


ar

er


ir

or

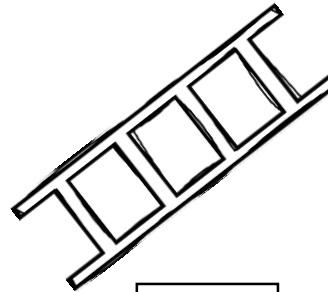
ur




ch ch



b d



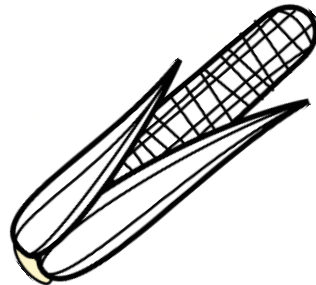
ladd




sh t



f k



c n



c



hamm

Sentence Scrambles

Unscramble the sentence below and paste here correctly:

Write the sentence in your neatest writing:

Illustrate the sentence below:

sharp	a	touched	and	it	I	hurt!	thorn
-------	---	---------	-----	----	---	-------	-------

Sentence Scrambles

Unscramble the sentence below and paste here correctly:

Write the sentence in your neatest writing:

Illustrate the sentence below:

car

the

hit

swerved

and

Our

curb.

Word Hunt

Search around the room and in your books to find words with r-controlled vowels!

Name _____

ar


er

ir

or

ur


Silly Stories



Timmy the bird wanted to surf! He drove his purple car to the beach and picked a short, blue surfboard with a star on it. He hopped on and started to surf. All of a sudden, he saw a shark! His board swerved to the left and he didn't get hurt. Timmy was one smart, funky bird.

How many r-controlled vowels?

Silly Stories

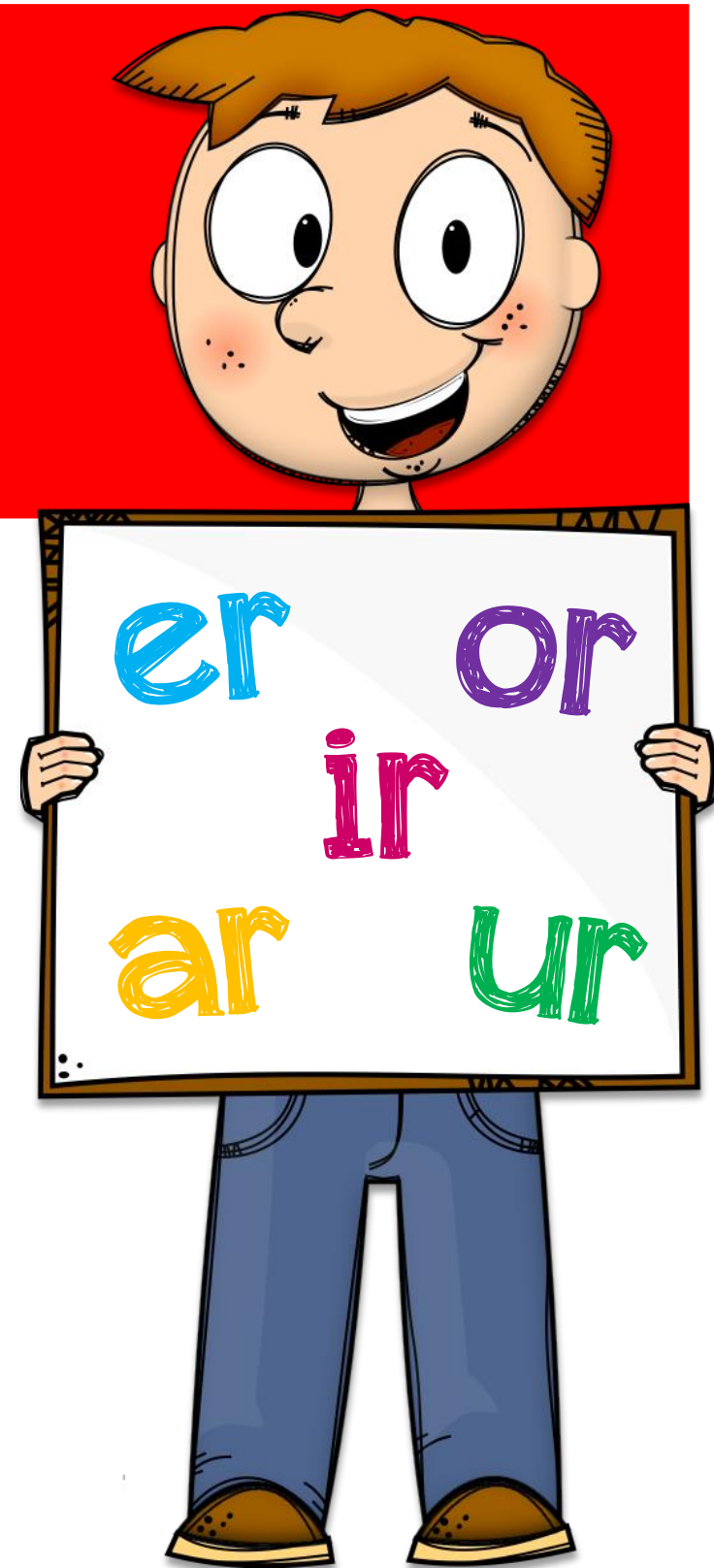


Timmy the bird wanted to surf! He drove his purple car to the beach and picked a short, blue surfboard with a star on it. He hopped on and started to surf. All of a sudden, he saw a shark! His board swerved to the left and he didn't get hurt. Timmy was one smart, funky bird.

How many r-controlled vowels?

Cover Up!

- Students roll die and find a picture with the corresponding r-controlled vowel.
- Students cover up that picture on the game board.
- Students continue playing until all pictures are covered up.
- When a 6 is rolled, the player gets to remove one of their opponents' pieces
- Whichever student has the most counters on the board, wins!
- Good luck & have fun 😊!



COVER UP!




- 1 - ir
- 2 - er
- 3 - ar
- 4 - or
- 5 - ur
- 6 - remove one

Thanks for downloading my r-controlled vowel freebie. For more ideas and activities, visit my blog:

<http://thankgoditsfirstgrade.blogspot.com>

For other phonics activities, check out the product below:



Graphics/Fonts:

PJ's Design & KG Fonts

Frames by The Moffatt Girls