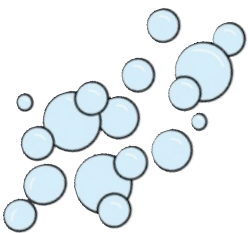


c + l e

Word List

-ble

Bible
cable
noble
table
bobble
hobble
wobble
nibble
scribble
bubble
wobble
double
trouble
scrabble
gamble
ramble
scramble
tumble
grumble
warble



-cle

circle
uncle
article
icicle
cubicle
vehicle
miracle
obstacle
tentacle

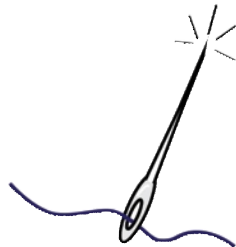


-ple

apple
maple
staple
steeple
cripple
ripple
topple
ample
sample
trample
example
temple
dimple
simple
people
purple

-dle

cradle
ladle
doodle
noodle
poodle
needle
paddle
fiddle
middle
riddle
cuddle
huddle
muddle
puddle
candle
handle
bundle
waddle



-fle

rifle
stifle
baffle
raffle
sniffle
shuffle



-tle

little
beetle
battle
cattle
rattle
kettle
brittle
skittle
throttle
gentle
startle
hurtle
turtle




-gle

eagle
bugle
angle
jangle
giggle
jiggle
wiggle
single
tingle
juggle
snuggle
struggle
jungle
gurgle

-stle

castle
bristle
wrestle



-kle

crackle
shackle
tackle
spracle
freckle
heckle
speckle
fickle
pickle
tickle
crinkle
sprinkle
twinkle
wrinkle
buckle

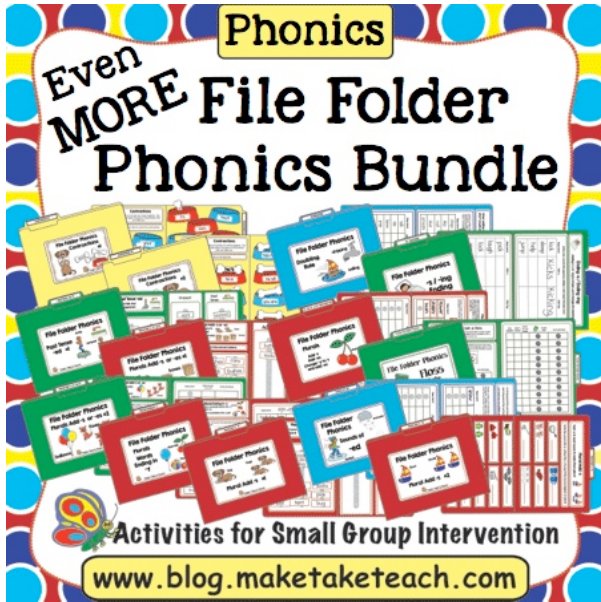


-zle

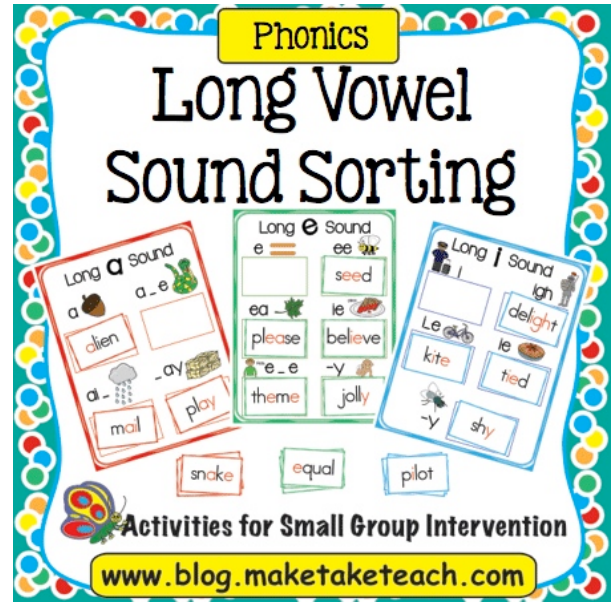
frazzle
drizzle
fizzle
nozzle
guzzle
muzzle
puzzle

Thank you for downloading this FREEBIE

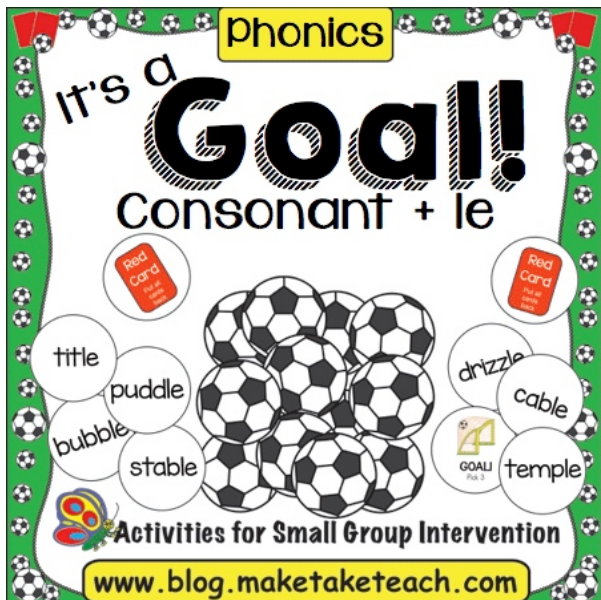
You may be interested in these Make, Take & Teach activities for advanced phonics skills.



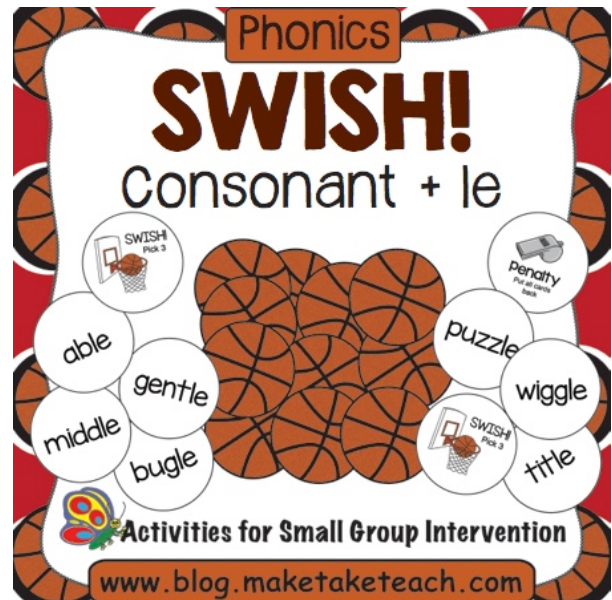
[Even More! File Folder Phonics](#)



[Even More! File Folder Phonics](#)



[It's a Goal! Consonant+le](#)



[Swish Consonant + le](#)


Thank You!

Thank you so much for downloading this product. I truly appreciate your business.

Terms of Use:

- All pages of this product, including the clip art images, are copyrighted. You may not create anything to sell or share based on this packet.
- This product is for one teacher use only. Do not share with colleagues. If they like the product, please send them to my TpT store or to the Make, Take & Teach website.
- You are permitted to share the cover image of this product on your blog or via social media as long as you link back to my blog post showcasing the product or the product link on TpT or the MT&T website.

For free printables and other teaching ideas, be sure to visit [our blog](#), the [Make, Take & Teach website](#) and follow us on [Facebook](#) and [Pinterest](#).



Julie